

SONALI BANK LIMITED
TREASURY MANAGEMENT DIVISION-1
FRONT OFFICE
HEAD OFFICE: DHAKA

FOR USE OF THE AUTHORISED
BRANCHES OF SONALI BANK LIMITED

HO:DEALING ROOM :
 CIRCULAR NO : **2018/86**
 DATED : **07.05.2018**

EFFECTIVE DATE: 7TH MAY, 2018

NOTE: THE PUBLISHED RATES ARE APPLICABLE FOR ANY TRANSACTION UP TO USD 1,00,000 OR EQUIVALENT OTHER CURRENCIES. AD BRANCHES ARE ADVISED TO COLLECT ACTUAL FX RATES FROM DEALING ROOM THROUGH E-MAIL FOR ANY TRANSACTION OVER USD 1,00,000 OR EQUIVALENT OTHER CURRENCIES.

1. CROSS RATES IN TOKYO, HONGKONG EXCHANGE MARKET AS ON 07/05/2018 AT 09.51 A.M. (LOCAL)

	US\$ PER PDS 1.00	US\$ PER EUR 1.00	CAN.\$ PER US\$ 1.00	S.FRN PER US\$ 1.00	JAP.YEN PER US\$ 1.00	AED PER US\$ 1.00
SELLING	1.3560	1.1974	1.2844	0.9987	108.9400	3.6728
BUYING	1.3558	1.1973	1.2845	0.9988	108.9700	3.6735

2.a) SONALI BANK LTD DEALING RATES TO PUBLIC (B.TAKA FOR ONE UNIT OF FOREIGN CURRENCY)

TT/OD	B. C.	CURRENCY	TT CLEAN	SPOT BUYING	
				O.D. SIGHT EXPORT BILLS	O. D. TRANSFER
83.6000	83.6500	U.S.DOLLAR	82.9000	82.7800	82.6300
113.6450	113.7130	G.B.POUND	112.1148	111.9525	111.7497
100.6032	100.6633	EURO	98.7599	98.6169	98.4382
65.4142	65.4533	C.DOLLAR	64.2160	64.1231	64.0069
83.8762	84.1777	S. FRANC	82.5846	82.4651	81.9020
0.7751	0.7755	J.YEN	0.7532	0.7521	0.7507
63.3328	63.3706	A. DOLLAR	62.1363	62.0464	61.9340
13.5036	13.5117	DANISH KRONE	13.2552	13.2360	13.2120
10.6721	10.7104	HK. DOLLAR	10.5084	10.4932	10.4215
10.4583	10.4646	NORWEGIAN KRONE	10.2669	10.2521	10.2335
9.5292	9.5634	SWEDISH KRONA	9.3799	9.3663	9.3023
63.0908	63.1285	SINGAPORE DOLLAR	61.9028	61.8132	61.7012
21.3244	21.3371	MALAYSIAN RINGGIT	20.9195	20.8892	20.8513
22.4030	22.4164	SAUDI RIYAL	21.9938	21.9620	21.9222
22.8757	22.8894	UAE DIRHAM	22.4542	22.4217	22.3811
279.0183	279.1852	KUWAITI DINAR	273.4588	273.0609	272.5661
23.0819	23.0957	QATAR RIYAL	22.6484	22.6156	22.5746
2.6487	2.6503	THAI BAHT	2.5988	2.5950	2.5903
13.2247	13.2326	CHINESE YUAN	12.9808	12.9621	12.9386

2.b) EXPORT BILL COLLECTION RATE AGAINST US\$ 1 = TK. 82.9000

2.c) USANCE EXPORT BILL BUYING RATES (B. TAKA FOR ONE UNIT OF FOREIGN CURRENCY)

	30 DAYS DA	60 DAYS DA	90 DAYS DA	120 DAYS DA	180 DAYS DA
USD	82.3036	81.8200	81.3364	80.8528	79.8857
GBP	111.3082	110.6542	110.0002	109.3462	108.0382
EUR	98.0494	97.4733	96.8972	96.3211	95.1689

PLEASE CONTACT OUR DEALING ROOM FOR D.A.BILL BUYING RATES FOR OTHER CURRENCIES.

2.d)	FORWARD RATE	1 MONTH	2 MONTHS	3 MONTHS	6 MONTHS
SELLING	U.S.DOLLAR	84.0054	84.4068	84.8019	85.9329
BUYING	U.S.DOLLAR	83.3020	83.7000	84.0918	85.2134

2.e) PLEASE CONTACT US FOR FORWARD BOOKING : PHONE 9561434 AND 9586284

3.a) SELLING AND BUYING RATES ON CASH FOREIGN CURRENCY AND T.Cs.

SELLING		BUYING	SELLING		BUYING
85.2000	U.S.DOLLAR	84.2000	114.6500	G.B.POUND	110.6500
65.0000	SING.DOLLAR	63.5000	273.0000	KUWAITI DINAR	263.0000
102.6000	EURO	99.6000	85.2000	USD. T.Cs	84.2000
22.1000	MALAY. RINGGIT	21.2000	112.0500	GBP. T.Cs	108.0500
22.7000	UAE DIRHAM	21.9000	23.0000	SAUDI RIYAL	22.3000
213.0000	OMANI RIAL	206.0000	220.8500	BAHRANI DINAR	216.0000
1.3300	INDIAN RUPEE	1.2800	22.6000	QATAR RIYAL	21.6000
0.7650	JAPANESE YEN	0.7405	13.3700	CHINESE YUAN	12.8700

3.b) CASH SELLING AND BUYING RATES FOR ALL OTHER CURRENCIES WILL BE SAME AS T.T. & O.D. SELLING AND O.D. TRANSFER BUYING RATE RESPECTIVELY MENTIONED UNDER SRL. NO.2(a) ABOVE.

4. OTHER INFORMATION : VALUE OF ISLAMIC DINAR & SDR IS SAME


ONE SDR = US\$ 1.4311 = TK. 119.1391


BOMBAY : 04.05.2018 IRS:RBI REF.RATE US\$ 1=RS. 66.7681

MOSCOW : 07.05.2018 US\$ 1 = RUSSIAN ROUBLE 62.6163/62.6363

LONDON : 04.05.2018 6MONTH LIBOR 2.52019 12MONTH 2.77666

5. NOTIONAL RATE FOR BACK TO BACK L/C TK. = 82.9000 PER USD.


 (NASIR UDDIN MAHMUD)
 ASSISTANT GENERAL MANAGER
 PHONE : 9586284, 9561434


 (MD. SHAHIDUZZAMAN)
 DEPUTY GENERAL MANAGER
 PHONE : 9559810

DATE : 07.05.2018

VALUE OF ONE SDR & ONE USD WITH NATIONAL CURRENCIES FOR ACU MEMBER COUNTRIES AS PER IMF RATES AS ON 04.05.2018 THESE RATES ARE EFFECTIVE AS ON 7TH MAY, 2018

SDR.1= US DOLLAR.	1.4311	USD.1= BANGLADESH TAKA	83.2500
SDR.1= BANGLADESH TAKA	119.1391		
SDR.1= PAKISTAN RUPEE	165.4530	USD.1= PAKISTAN RUPEE	115.6125
SDR.1= INDIAN RUPEE	95.5493	USD.1= INDIAN RUPEE	66.7663
SDR.1= SRI LANKA RUPEE	225.8680	USD.1= SRI LANKA RUPEE	157.8282
SDR.1= NEPALESE RUPEE	152.6090	USD.1= NEPALESE RUPEE	106.6376
SDR.1= IRANIAN RIYAL.	60124.7000	USD.1= IRANIAN RIYAL.	42012.9271
SDR.1= MYANMAR KYAT.	9.1877	USD.1= MYANMAR KYAT.	6.4200

INTEREST RATE(%) :-1.NFCD

(VALID FROM 03.05.2018 TO 15.05.2018)	1 MONTH	3 MONTH	6 MONTH	12 MONTH
USD:	1.67	2.11	2.26	2.53
GBP:	0.26	0.45	0.55	0.72
EUR:	0.00	0.00	0.00	0.00

2.FCAD

(VALID FROM 03.05.2018 TO 15.05.2018) USD: 1.62


3. FCAP

(VALID FROM 03.05.2018 TO 15.05.2018) GBP: 0.21

4. FCAE

(VALID FROM 03.05.2018 TO 15.05.2018) EUR: 0.00


(NASIR UDDIN MAHMUD)
ASSISTANT GENERAL MANAGER


(MD. SHAHIDUZZAMAN)
DEPUTY GENERAL MANAGER